

Annexure - 6E


Name of the Company: WELSPUN PROJECTS LIMITED

Script Code :- NSE: WELPROJ
 BSE: 532553
 Name of the Scrip: Welspun Projects Limited
 Class of Security: Equity

Quarter Ended: POST ARRANGEMENT 30/09/2014

PARTLY PAID SHARE		No. of Partly paid-up Shares	As a % of total No. of Partly paid-up Shares	As a % of total No. of Shares of the Company
Held by Promoter/ Promoter Group		NIL	NIL	NIL
Held by public		NIL	NIL	NIL
Total		NIL	NIL	NIL
OUTSTANDING CONVERTIBLE SECURITIES (Foreign Currency Convertible Bonds) and (Compulsorily Convertible Debenture)		No. of Outstanding Securities	As a % of total No. of Outstanding Convertible Securities	As a % of total No. of Shares of the Company assuming full conversion of the Convertible Securities
Held by Promoter/ Promoter Group		NIL	NIL	NIL
Held by public		NIL	NIL	NIL
Total		NIL	NIL	NIL
WARRANTS		No. of Warrants	As a % of total No. of Warrants	As a % of total No. of Shares of the Company assuming full conversion of Warrants
Held by Promoter/ Promoter Group		NIL	NIL	NIL
Held by public		NIL	NIL	NIL
Total		NIL	NIL	NIL
Total Paid-Up capital of the Company, assuming full conversion of Warrants and Convertible Securities				173,320,535

Sr. No.	Category of Shareholder	Number of Shareholders	Total number of shares	Issue of Shares on merger of WEL with WPL	Total number of shares	Number of shares held in dematerialized form	Total shareholding as a percentage of total number of shares		Shares pledged or otherwise encumbered	
							As a % of (A+B) ¹	As a % of (A+B+C)	No. of shares	As a % [(X=VIII/IV)* 100]
I	II	III	IV			V	VI	VII	VIII	
(A)	Shareholding of Promoter and Promoter Group ²									
1	Indian									
(a)	Individuals/ Hindu Undivided Family	-	-	204	204	204	0.00	0.00	-	-
(b)	Central Government/ State Government(s)	-	-	-	-	-	-	-	-	-
(c)	Bodies Corporate	10	24,448,445	56,144,460	56,144,460	56,144,460	32.39	32.39	-	-
(d)	Financial Institutions/ Banks	-	-	-	-	-	-	-	-	-
(e)	Any Others (Specify)	-	-	-	-	-	-	-	-	-
(e-1)	Sub Total (A)(1)	10	24,448,445	56,144,664	56,144,664	56,144,664	32.39	32.39	-	-
2	Foreign									
a	Individuals (Non-Residents Individuals/ Foreign)	-	-	3,780,000	3,780,000	3,780,000	2.18	2.18	-	-
b	Bodies Corporate	-	-	-	-	-	-	-	-	-
c	Institutions	-	-	-	-	-	-	-	-	-
d	Qualified Foreign Investor	-	-	-	-	-	-	-	-	-
e	Any Others (Specify)	-	-	-	-	-	-	-	-	-
	Sub Total (A)(2)	-	-	3,780,000	3,780,000	3,780,000	2.18	2.18	-	-
	Total Shareholding of Promoter and Promoter Group (A)= (A)(1)+(A)(2)	10	24,448,445	59,924,664	59,924,664	59,924,664	34.57	34.57	-	-
(B)	Public shareholding								N.A.	N.A.
1	Institutions									
(a)	Mutual Funds/ UTI	-	-	-	-	-	-	-	-	-
(b)	Financial Institutions / Banks	-	-	12,850,920	12,850,920	12,850,920	7.41	7.41	-	-
(c)	Central Government/ State Government(s)	-	-	-	-	-	-	-	-	-
(d)	Venture Capital Funds	-	-	-	-	-	-	-	-	-
(e)	Insurance Companies	-	-	162,000	162,000	162,000	0.09	0.09	-	-
(f)	Foreign Institutional Investors	1	1,481,545	11,556,356	13,038,001	13,038,001	7.52	7.52	-	-
(g)	Foreign Venture Capital Investors	-	-	-	-	-	-	-	-	-
(h)	Qualified Foreign Investor	-	-	-	-	-	-	-	-	-
(i)	Any Other (specify)	-	-	-	-	-	-	-	-	-
	Sub-Total (B)(1)	2	1,481,545	24,569,376	26,050,921	26,050,921	15.03	15.03	N.A.	N.A.
B 2	Non-institutions									
(a)	Bodies Corporate	293	6,954,191	12,930,588	19,884,779	19,884,779	11.47	11.47	N.A.	N.A.
(b)	Individuals									
I	Individual shareholders holding nominal share capital up to Rs 1 lakh	7,500	2,791,666	12,059,352	14,851,018	14,851,018	8.57	8.57		
II	Individual shareholders holding nominal share capital in excess of Rs. 1 lakh.	50	2,549,673	7,930,536	10,480,209	10,480,209	6.05	6.05		
(c)	Qualified Foreign Investor	-	-	-	-	-	-	-	-	-
(d)	Any Other (specify)	-	-	-	-	-	-	-	-	-
(d-i)	Overseas - Bodies Corporate	2	342,334	39,341,220	39,683,554	39,683,554	22.90	22.90		
(d-ii)	Clearing member	11	30,528	376,788	407,316	407,316	0.24	0.24		
(d-iii)	Non Resident Indians (Repat & Non Repat)	59	79,701	598,372	638,073	638,073	0.37	0.37		
(d-iv)	Hindu Undivided Family	272	1,315,917	45,600	1,361,517	1,361,517	0.79	0.79		
(d-v)	Trust	1	6,000	600	6,600	6,600	0.00	0.00		
(d-vi)	Other - Unclaimed shares	-	-	31,884	31,884	31,884	0.02	0.02		
(B)	Sub-Total (B)(2)	7,988	14,070,010	73,274,940	87,344,950	87,344,950	50.40	50.40	N.A.	N.A.
	Total Public Shareholding (B)= (B)(1)+(B)(2)	7,990	15,551,555	97,644,316	113,395,871	113,395,871	65.43	65.43	N.A.	N.A.
	TOTAL: (A)+(B)	8,000	40,000,000	157,766,980	173,320,535	173,320,535	100.00	100.00	N.A.	N.A.
(C)	Shares held by Custodians and against which Depository Receipts have been issued									
(1)	Promoter and Promoter Group	-	-	-	-	-	-	-		
(2)	Public	-	-	-	-	-	-	-		
	GRAND TOTAL: (A)+(B)+(C)	8,000	40,000,000	157,766,980	173,320,535	173,320,535	100.00	100.00	N.A.	N.A.

For Welspun Projects Limited

 Company Secretary

Sr.No	Notes
1	
2	
3	
4	NIL
5	
6	
7	
8	
9	

For Welspun Projects Limited



Company Secretary

(f)(b) Statement showing holding of securities (including shares, warrants, convertible securities) of persons belonging to the category "Promoter and Promoter Group"

173340535


Sr. No.	Name of the shareholder	Details of Shares Held		Shares pledged or otherwise encumbered		Details of Warrants		Details of Convertible Securities		Total shares (including underlying shares assuming full conversion of warrants and convertible securities) as a % of diluted share capital	
		Number of shares held	As a % of Grand Total (A)+(B)+(C)	Number	As a % of Grand Total (A)+(B)+(C) of sub clause I(a)	Number of Warrants Held	As a % of total Warrants of the same class	Number of convertible Securities held	As a % of total convertible securities of the same class		
I	II	III	IV	V	VI=(V/III)* 100	VII	VIII	IX	X	XI	XII
	INDIAN PROMOTERS										
1	KRISHIRAI TRADING LTD	31356732	18.09%	-	-	-	-	-	-	-	18.09%
2	WELSPUN MERCANTILE LTD.	8886620	5.01%	-	-	-	-	-	-	-	5.01%
3	WELSPUN WINTEX LTD	8001936	4.62%	-	-	-	-	-	-	-	4.62%
4	WELSPUN INTRA DEVELOPERS LTD	4959312	2.86%	-	-	-	-	-	-	-	2.86%
5	INTECH METALS S. A.	3780000	2.18%	-	-	-	-	-	-	-	2.18%
6	WELSPUN INVESTMENTS AND COMMERCIALS LIM	3139800	1.81%	-	-	-	-	-	-	-	1.81%
7	RAJESH R MANDAWEWALA	120	0.00%	-	-	-	-	-	-	-	0.00%
8	BALKRISHAN GOPIKAM GOENKA	84	0.00%	-	-	-	-	-	-	-	0.00%
9	WELSPUN ZUCCHI TEXTILES LIMITED	60	0.00%	-	-	-	-	-	-	-	0.00%
Sub Total		59,924,664	34.57%	-	-	-	-	-	-	-	34.57%
	FOREIGN CO-PROMOTERS										
	INIL	-	-	-	-	-	-	-	-	-	-
Sub Total		-	-	-	-	-	-	-	-	-	-
Total		59,924,664	0.35	-	-	-	-	-	-	-	0.35

For Welspun Projects Limited


Company Secretary

(D)(c) (i) Statement showing holding of securities (including shares, warrants, convertible securities) of persons belonging to the category "Public" and holding more than 1% of the total number of shares of the Company

Sr. No.	Name of the shareholder		Number of shares held	Shares as a % of total number of shares (i.e., Grand Total (A)+(B)+(C) indicated in Statement at para (i)(a) above)	Details of Warrants		Details of Convertible Securities		Total shares (including underlying shares assuming full conversion of warrants and convertible securities) as a % of diluted share capital
	I	II			III	IV	V	VI	
1	GRANULE LIMITED		21,823,328	12.13%	-	-	-	-	12.13%
2	JP MORGAN CHASE BANK NA		13,815,600	7.97%	-	-	-	-	7.97%
3	LIFE INSURANCE CORPORATION OF INDIA & ITS FUNDS		11,566,740	6.67%	-	-	-	-	6.67%
4	Merrill Lynch Capital Markets S A S V		5,521,692	3.19%	-	-	-	-	3.19%
5	Simba Asia Ltd		4,502,292	2.60%	-	-	-	-	2.60%
6	Nippon Investment & Finance Company Pr		4,210,752	2.43%	-	-	-	-	2.43%
7	Menor Capital Ltd		4,312,344	2.49%	-	-	-	-	2.49%
8	Chirag Dhillkumar Lakhi		2,346,396	1.35%	-	-	-	-	1.35%
9	Baktesh Trambaklal Shah		2,045,748	1.18%	-	-	-	-	1.18%
10	Dhillkumar Lakhi		1,826,004	1.05%	-	-	-	-	1.05%
			71,170,896	41.06%	0.00%	0.00%	0.00%	0.00%	41.06%

For Welspun Projects Limited

 Company Secretary

(i)(c) (ii) Statement showing holding of securities (including shares, warrants, convertible securities) of persons (together with PAC) belonging to the category "Public" and holding more than 5% of the total number of shares of the Company

Sr. No.	Name(s) of the shareholder(s) and the Persons Acting in Concert (PAC) with them	Number of shares held	Shares as a % of total number of shares (i.e., Grand Total (A)+(B)+(C) indicated in Statement at para (i)(a) above)	Details of Warrants		Details of Convertible Securities		Total shares (including underlying shares assuming full conversion of warrants and convertible securities) as a % of diluted share capital
				Number of Warrants Held	As a % of total Warrants of the same class	Number of convertible Securities held	As a % of total number of convertible securities of the same class	
I	II	III	IV	V	VI	VII	VIII	IX
1	GRANELE LIMITED	21023328	12.13%					12.13%
2	JP MORGAN CHASE BANK, NA	13815600	7.97%					7.97%
3	ITS FUNDS	11566740	6.67%					6.67%
	TOTAL	46,405,668	26.77%					26.77%

For Welspun Projects Limited


Company Secretary

(I)(d) Statement showing details of locked-in shares

Sr. No.	Name of the shareholder	Category of Shareholders (Promoters/ Public)	No. of Shares	Locked-in shares as a % of total number of shares (i.e., Grand Total (A)+(B)+(C) indicated in Statement at para I(a) above)
1				
	TOTAL		-	

For Welspun Projects Limited


Company Secretary

(II)(a) Statement showing details of Depository Receipts (DRs)

Sr. No.	Type of outstanding DR (ADRs, GDRs, SDRs, etc.)	Number of outstanding DRs	Number of shares underlying outstanding DRs	Shares underlying outstanding DRs as a % of total number of shares (i.e., Grand Total (A)+(B)+(C) indicated in Statement at para (I)(a) above)
		-	-	-
	TOTAL	-	-	-

For Welspun Projects Limited



Company Secretary

(II)(b) Statement showing Holding of Depository Receipts (DRs), where underlying Shares held by Promoter/Promoter Group are in excess of 1% of the total number of shares

Sr. No.	Name of the DR Holder	Type of outstanding DR (ADRs, GDRs, SDRs, etc.)	Number of shares underlying outstanding DRs	Shares underlying outstanding DRs as a percentage of total number of shares {i.e., Grand Total (A)+(B)+(C) indicated in Statement at para (I)(a) above}
1			-	-
2			-	-
		TOTAL	-	-

For Welspun Projects Limited



Company Secretary

(III) (a) Statement showing the voting pattern of shareholders, if more than one class of shares/securities is issued by the issuer.


(Give description of voting rights for each class of security.)

Class X: Equity Shares of Rs. 10 each fully paid-up ranking pari-passu in all respect

Class Y:

Class Z:)

Category Code	Category of Shareholder	Number of Voting Rights held in each class of securities			Total Voting Rights (III + IV + V)	Total Voting Rights i.e. (VI)	
		Class X	Class Y	Class Z		As a % of (A + B)	As a % of (A + B + C)
(I)	(II)	(III)	(IV)	(V)	(VI)	(VII)	(VIII)
(A)	Promoter and Promoter Group						
(1)	Indian						
(a)	Individuals/ Hindu Undivided Family	204	-	-	204	0.00%	0.00%
(b)	Central Government/ State Government(s)	-	-	-	-	-	-
(c)	Bodies Corporate	5,61,44,460	-	-	5,61,44,460	32.39%	32.39%
(d)	Financial Institutions/ Banks	-	-	-	-	-	-
(e)	Any Other (specify)	-	-	-	-	-	-
	Sub-Total (A)(1)	5,61,44,664	-	-	5,61,44,664	32.39%	32.39%
(2)	Foreign						
(a)	Individuals (Non-Resident Individuals/ Foreign Individuals)	37,80,000	-	-	37,80,000	2.18%	2.18%
(b)	Bodies Corporate	-	-	-	-	-	-
(c)	Institutions	-	-	-	-	-	-
(d)	Qualified Foreign Investor	-	-	-	-	-	-
(e)	Any Other (specify)	-	-	-	-	-	-
	Sub-Total (A)(2)	37,80,000	-	-	37,80,000	2.18%	2.18%
	Total Shareholding of Promoter and Promoter Group (A)= (A)(1)+(A)(2)	5,99,24,664	-	-	5,99,24,664	34.57%	34.57%
(B)	Public shareholding						
(1)	Institutions						
(a)	Mutual Funds/UTI	-	-	-	-	-	-
(b)	Financial Institutions/ Banks	1,28,50,920	-	-	1,28,50,920	7.41%	7.41%
(c)	Central Government/ State Government(s)	-	-	-	-	-	-
(d)	Venture Capital Funds	-	-	-	-	-	-
(e)	Insurance Companies	1,62,000	-	-	1,62,000	0.09%	0.09%
(f)	Foreign Institutional Investors	1,30,38,001	-	-	1,30,38,001	7.52%	7.52%
(g)	Foreign Venture Capital Investors	-	-	-	-	-	-
(h)	Qualified Foreign Investor	-	-	-	-	-	-
(i)	Any Other (specify)	-	-	-	-	-	-
	Sub-Total (B)(1)	2,60,50,921	-	-	2,60,50,921	15.03%	15.03%
(2)	Non-institutions						
(a)	Bodies Corporate	1,98,84,779	-	-	1,98,84,779	11.47%	11.47%
(b)	Individuals : - i. Individual shareholders holding nominal share capital up to Rs. 1 lakh.	1,48,51,018	-	-	1,48,51,018	8.57%	8.57%
	ii. Individual shareholders holding nominal share capital in excess of Rs. 1 lakh.	1,04,80,209	-	-	1,04,80,209	6.05%	6.05%
(c)	Qualified Foreign Investor	-	-	-	-	-	-
(d)	Any Other (specify)	-	-	-	-	-	-
(di)	Overseas-Bodies Corporate	3,96,83,554	-	-	3,96,83,554	22.90%	22.90%
(dii)	Clearing Member	4,07,316	-	-	4,07,316	0.24%	0.24%
(diii)	Non-resident Indians	6,38,073	-	-	6,38,073	0.37%	0.37%
(div)	Hindu Undivided Family	13,61,517	-	-	13,61,517	0.79%	0.79%
(dv)	Trust	6,600	-	-	6,600	0.00%	0.00%
(dvi)	Other - Unclaimed shares	31,884	-	-	31,884	0.02%	0.02%
	Sub-Total (B)(2)	8,73,44,950	-	-	8,73,44,950	50.40%	50.40%
	Total Public Shareholding (B)= (B)(1)+(B)(2)	11,33,95,871	-	-	11,33,95,871	65.43%	65.43%
	TOTAL (A)+(B)	17,33,20,535	-	-	17,33,20,535	100.00%	100.00%
(C)	Shares held by Custodians and against which Depository Receipts have been issued	-	-	-	-	-	-
	GRAND TOTAL (A)+(B)+(C)	17,33,20,535	-	-	17,33,20,535	100.00%	100.00%

For Welspun Projects Limited

 Company Secretary